

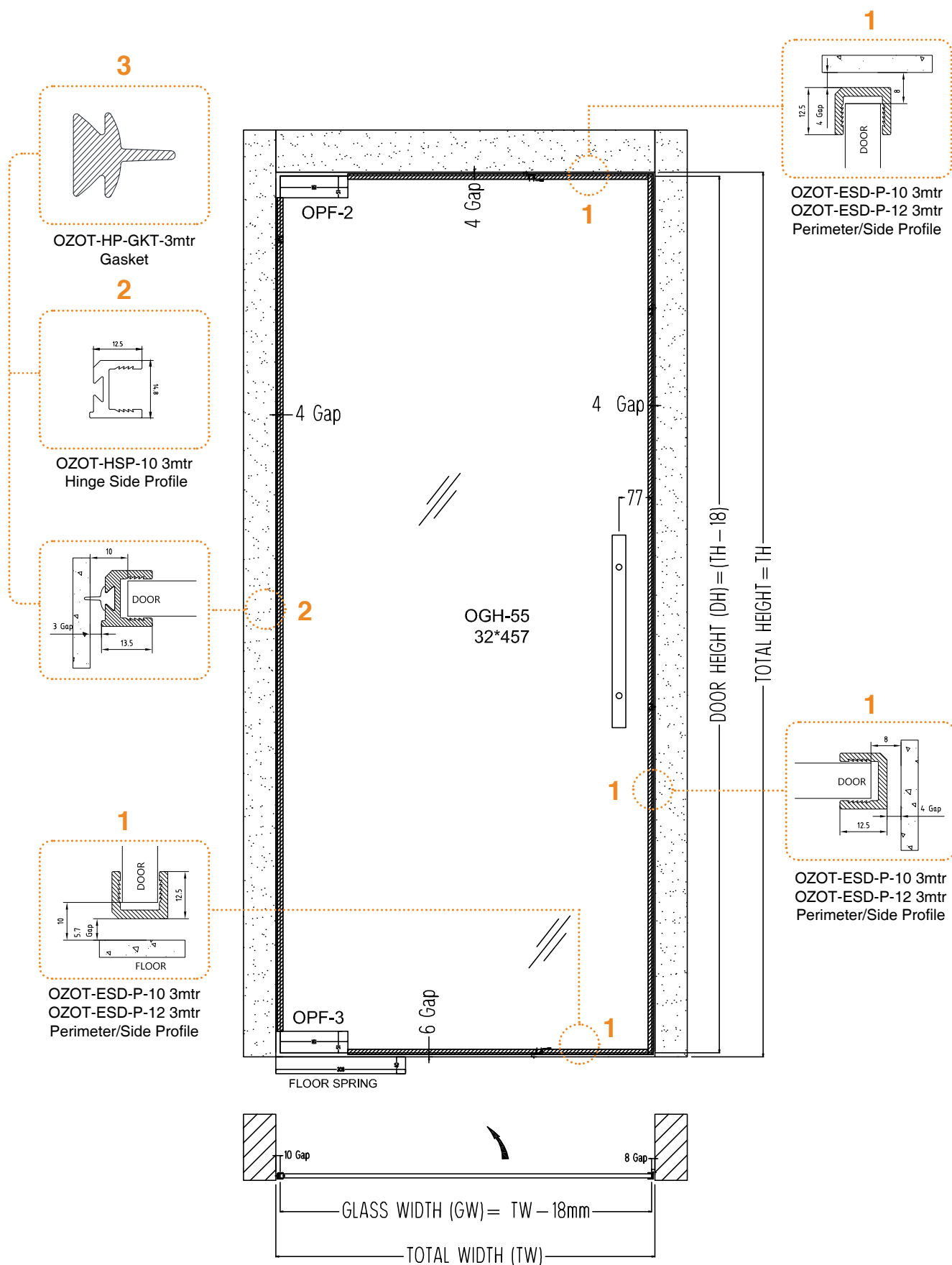
# OUTLINER SW - 11

Single Door with Patch Fittings



For 10 MM Glass Thickness				
S. No.	Code	Descriptions	Length	QTY.
1	OZOT-ESD-P-10 3mtr BM	Perimeter/Side Profile	3Mtr	2 Nos.
2	OZOT-HSP-10 3mtr BM	Hinge Side Profile	3Mtr	1 Nos.
3	OZOT-HP-GKT-3mtr	Gasket	3Mtr	1 Nos.
For 12 MM Glass Thickness				
S. No.	Code	Descriptions	Length	QTY.
1	OZOT-ESD-P-12 3mtr BM	Perimeter/Side Profile	3Mtr	2 Nos.
2	OZOT-HSP-12 3mtr BM	Hinge Side Profile	3Mtr	1 Nos.
3	OZOT-HP-GKT-3mtr	Gasket	3Mtr	1 Nos.

# TYPICAL LAYOUT



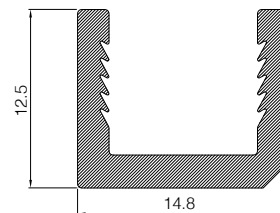
# OUTLINER SW - 11/22/33

## Profiles



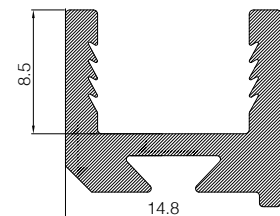
**OZOT-ESD-P-10 3mtr BM**  
Outliner EDGE PROFILE

- Outliner sleek Profile for cladding the edge of glass.
- 12.5X14.8 ALUMINIUM EXTRUDED PROFILE.
- No Screws & Corner cleat is required to fix with glass
- Can be fix with double side tape only.
- Suitable glass thickness 10mm
- Max Profile length 3000
- Suitable for Shower, Sliding Folding and Patch fitting applications.
- Material: Aluminium.
- Finish: BM & AN
- Other Finish can also be available on request.



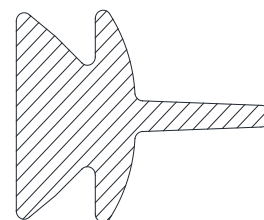
**OZOT-HSP-10 3mtr BM**  
Outliner HINGE PROFILE

- Outliner Hinge Profile for cladding the edge of Hinge side.
- 12.5X14.8 ALUMINIUM EXTRUDED PROFILE.
- No Screws & Corner cleat is required to fix with glass
- Can be fix with double side tape only.
- Suitable glass thickness 10mm
- Max Profile length 3000
- Suitable for Shower, Sliding Folding and Patch fitting applications.
- Material: Aluminium.
- Finish: BM & AN
- Other Finish can also be available on request.



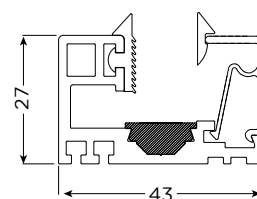
**OZOT-HP-GKT-3mtr**  
EPDM GASKET

- EPDM Seal for Outliner Hinge Profile.
- Minimize the gap between wall/Floor and profile,



**OZHN-DP-PR-33**  
Fixed Glass Profiles

- Fixed glass profile with cover clip
- 27X43 ALUMINIUM EXTRUDED PROFILE.
- Suitable glass thickness 12mm
- Max Profile length 4 mtr
- Suitable for fixed glass panel applications.
- Material: Aluminium.
- Finish: BM & AN



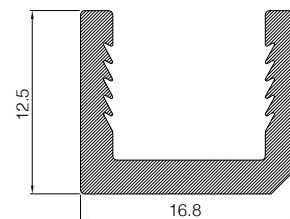
# OUTLINER SW - 11/22/33

## Profiles




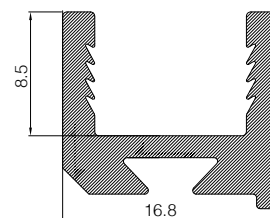
**OZOT-ESD-P-12 3mtr BM**  
Outliner EDGE PROFILE

- Outliner sleek Profile for cladding the edge of glass.
- 12.5X14.8 ALUMINIUM EXTRUDED PROFILE.
- No Screws & Corner cleat is required to fix with glass
- Can be fix with double side tape only.
- Suitable glass thickness 12mm
- Max Profile length 3000
- Suitable for Shower, Sliding Folding and Patch fitting applications.
- Material: Aluminium.
- Finish: BM & AN
- Other Finish can also be available on request.



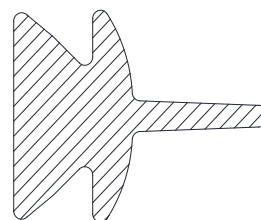
**OZOT-HSP-12 3mtr BM**  
Outliner HINGE PROFILE

- Outliner Hinge Profile for cladding the edge of Hinge side.
- 12.5X14.8 ALUMINIUM EXTRUDED PROFILE.
- No Screws & Corner cleat is required to fix with glass
- Can be fix with double side tape only.
- Suitable glass thickness 12mm
- Max Profile length 3000
- Suitable for Shower, Sliding Folding and Patch fitting applications.
- Material: Aluminium.
- Finish: BM & AN
- Other Finish can also be available on request.



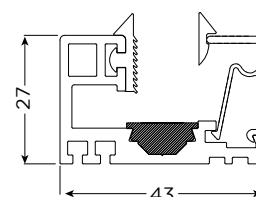
**OZOT-HP-GKT-3mtr**  
EPDM GASKET

- EPDM Seal for Outliner Hinge Profile.
- Minimize the gap between wall/Floor and profile,



**OZHN-DP-PR-33**  
Fixed Glass Profiles

- Fixed glass profile with cover clip
- 27X43 ALUMINIUM EXTRUDED PROFILE.
- Suitable glass thickness 12mm
- Max Profile length 4 mtr
- Suitable for fixed glass panel applications.
- Material: Aluminium.
- Finish: BM & AN



# OUTLINER

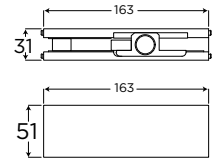
Outliner Slick SW-11/22/33



## OPF-2 X 1Nos.

### Top Patch


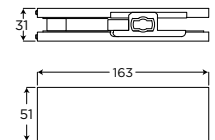
Variable pivot point of 55 or 65mm  
With SS 304 cover of OCFH-100  
Cover secured with small 'L' key  
Pivot pin of 15mm diameter  
Adjustable pivot point 55 or 65mm



## OPF-3 X 1 Nos.

### Bottom Patch

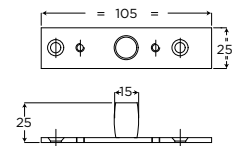
Variable pivot point of 55 or 65mm  
Compatible with Ozone Floor Spring  
Base Material Casting: Aluminium Alloy  
Quick Release Covers



## OFS-ACC-GDP X 1 Nos.

### Top Pivot for Patch/Point Fitting Doors

Stainless Steel Pivot  
Wear Resistant Pivot Pin  
Pivot Held in Overhead Structure



## OGH-11 BM

### Glass Door Handle

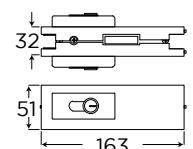
With gaskets to prevent glass damage  
Sleek construction  
Handle on both sides  
Can be used on sliding door also



## OPL-1 X 1Nos.

### Corner Patch Lock with Strike Plate

With a euro profile cylinder and strike plate  
Dead bolt projection of 15mm (single throw)  
Three high security computer keys  
Cover secured with small 'L' key  
1.5mm thick SS 316 cover plate  
Cover plate secured with a snap-fit mechanism



# OUTLINER

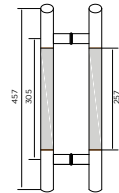
Outliner Slick SW-11/22/33



## OGH-55-BM

### H Type Handle

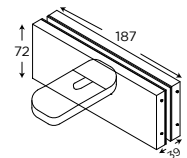
Pull Handle With Back to Back installation on Glass/Wooden/Metals Doors.  
Gaskets to prevent the contact between glass and metal.  
Supporting washer with raised bevelling on the outer surface.  
Material:-Stainless Steel Grade 304.  
Finish: Double Finish of PSS/SSS & Single Finish of SSS.



## OCFH-100 X 1 Nos.

### The Original SELF-CLOSING Patch Fitting

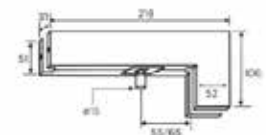
Quick and easy installation  
Suitable door weight: Max 100kg.  
Suitable door width: 750-1000mm  
Suitable door thickness: 8-12mm  
Ambient temperature: -20°C to +50°C



## OPF-1 STD BM

### Over Panel Side Panel Connecting Patch with Pivot

Quick and easy installation  
Ambient temperature: -20°C to +50°C



## FS-8400-S X 1Nos.

### Floor Spring

Maximum door weight : 80Kg  
Closing speed : 130-10°  
Final closing speed : 10-0°  
Hold Open (standard): 90° hold open  
Installation dim.: Length-306mm, Width-108mm, Height-40mm  
10 Years Guarantee against manufacturing defect only

